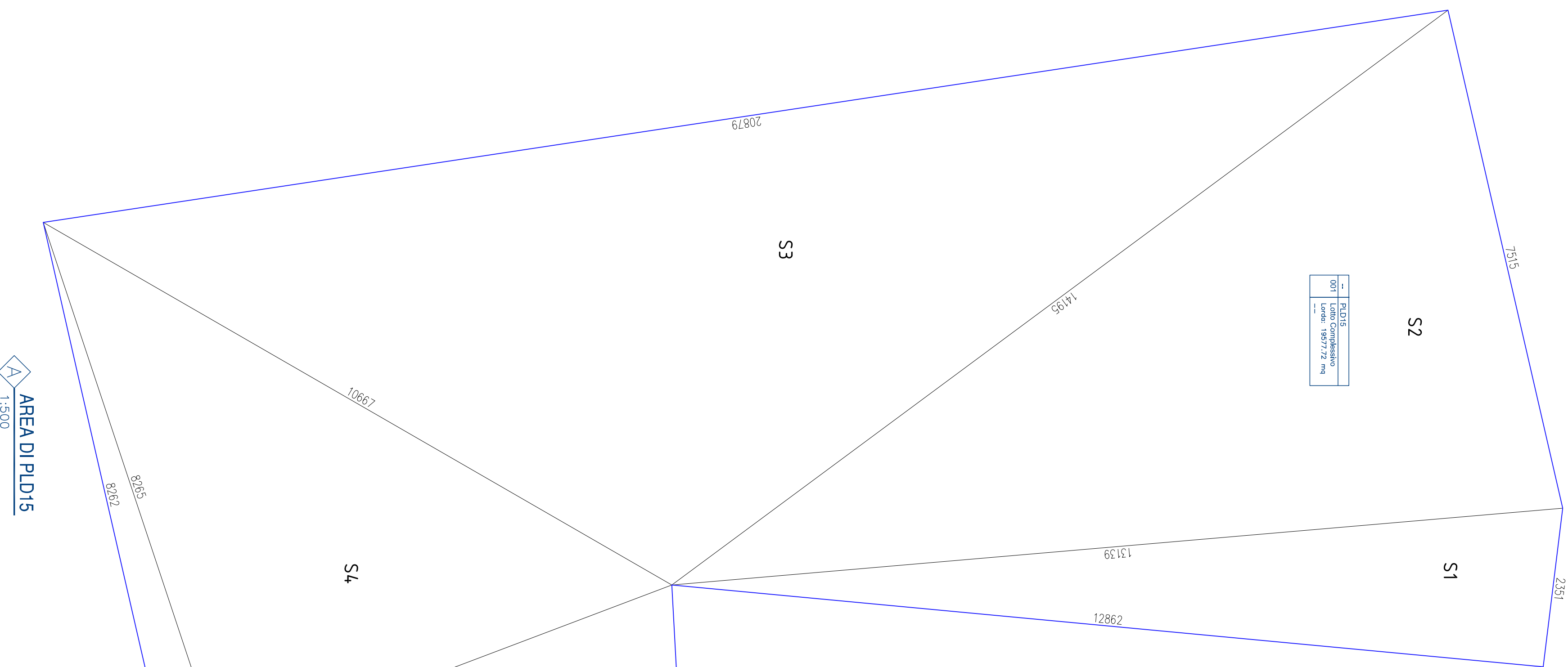
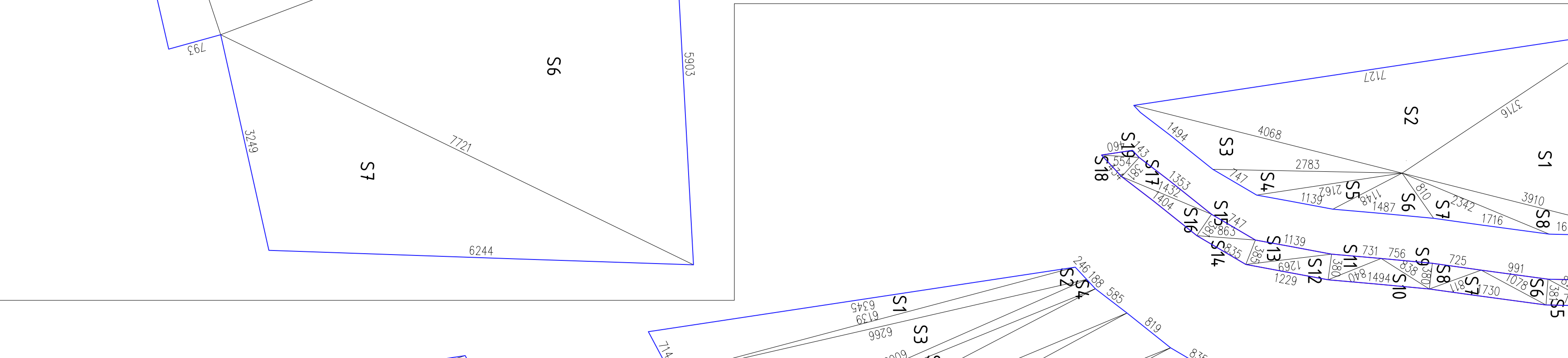


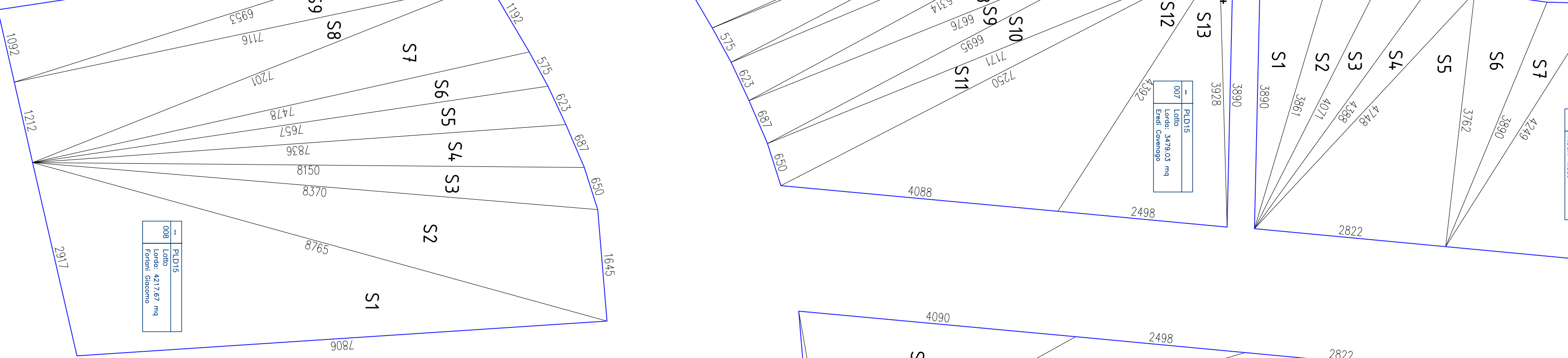
Calcolo della Superficie del Lotto						
Lotto 01	Compassivo	a	b	c	p	Sup. U.m.
S1	128,62	23,51	131,39	141,76	1511,35	1511,35 mq
S2	131,39	75,15	141,95	174,25	4889,35	4889,35 mq
S3	141,95	208,79	106,67	228,71	6945,42	6945,42 mq
S4	106,67	82,65	70,89	130,11	2927,75	2927,75 mq
S5	82,65	82,62	7,93	86,60	327,28	327,28 mq
S6	70,89	59,03	77,21	103,57	1993,46	1993,46 mq
S7	77,21	62,44	32,49	86,07	982,61	982,61 mq
						<b>19577,22</b> mq



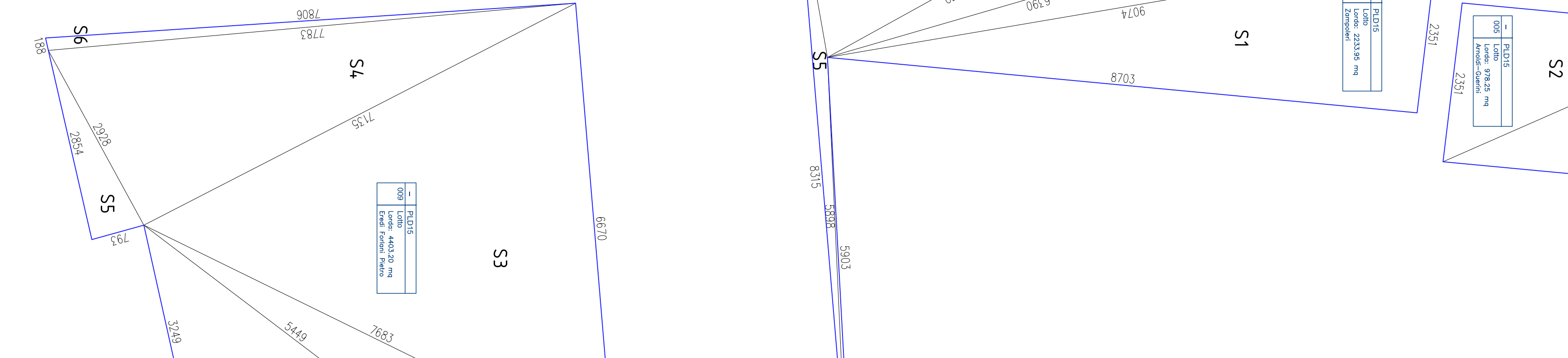
Calcolo della Superficie del Lotto						
Lotto 02	Compassivo	a	b	c	p	Sup. U.m.
S1	128,62	23,51	131,39	141,76	1511,35	1511,35 mq
S2	131,39	75,15	141,95	174,25	4889,35	4889,35 mq
S3	141,95	208,79	106,67	228,71	6945,42	6945,42 mq
S4	106,67	82,65	70,89	130,11	2927,75	2927,75 mq
S5	82,65	82,62	7,93	86,60	327,28	327,28 mq
S6	70,89	59,03	77,21	103,57	1993,46	1993,46 mq
S7	77,21	62,44	32,49	86,07	982,61	982,61 mq
						<b>19577,22</b> mq



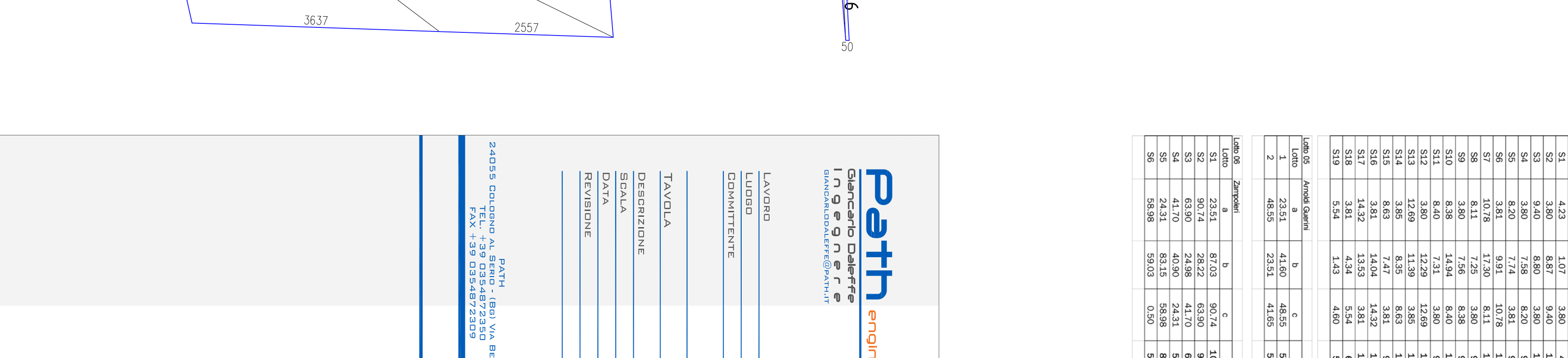
Calcolo della Superficie del Lotto						
Lotto 03	Compassivo	a	b	c	p	Sup. U.m.
S1	128,62	23,51	131,39	141,76	1511,35	1511,35 mq
S2	131,39	75,15	141,95	174,25	4889,35	4889,35 mq
S3	141,95	208,79	106,67	228,71	6945,42	6945,42 mq
S4	106,67	82,65	70,89	130,11	2927,75	2927,75 mq
S5	82,65	82,62	7,93	86,60	327,28	327,28 mq
S6	70,89	59,03	77,21	103,57	1993,46	1993,46 mq
S7	77,21	62,44	32,49	86,07	982,61	982,61 mq
						<b>19577,22</b> mq




Calcolo della Superficie del Lotto						
Lotto 04	Compassivo	a	b	c	p	Sup. U.m.
S1	128,62	23,51	131,39	141,76	1511,35	1511,35 mq
S2	131,39	75,15	141,95	174,25	4889,35	4889,35 mq
S3	141,95	208,79	106,67	228,71	6945,42	6945,42 mq
S4	106,67	82,65	70,89	130,11	2927,75	2927,75 mq
S5	82,65	82,62	7,93	86,60	327,28	327,28 mq
S6	70,89	59,03	77,21	103,57	1993,46	1993,46 mq
S7	77,21	62,44	32,49	86,07	982,61	982,61 mq
						<b>19577,22</b> mq



Calcolo della Superficie del Lotto						
Lotto 05	Compassivo	a	b	c	p	Sup. U.m.
S1	128,62	23,51	131,39	141,76	1511,35	1511,35 mq
S2	131,39	75,15	141,95	174,25	4889,35	4889,35 mq
S3	141,95	208,79	106,67	228,71	6945,42	6945,42 mq
S4	106,67	82,65	70,89	130,11	2927,75	2927,75 mq
S5	82,65	82,62	7,93	86,60	327,28	327,28 mq
S6	70,89	59,03	77,21	103,57	1993,46	1993,46 mq
S7	77,21	62,44	32,49	86,07	982,61	982,61 mq
						<b>19577,22</b> mq



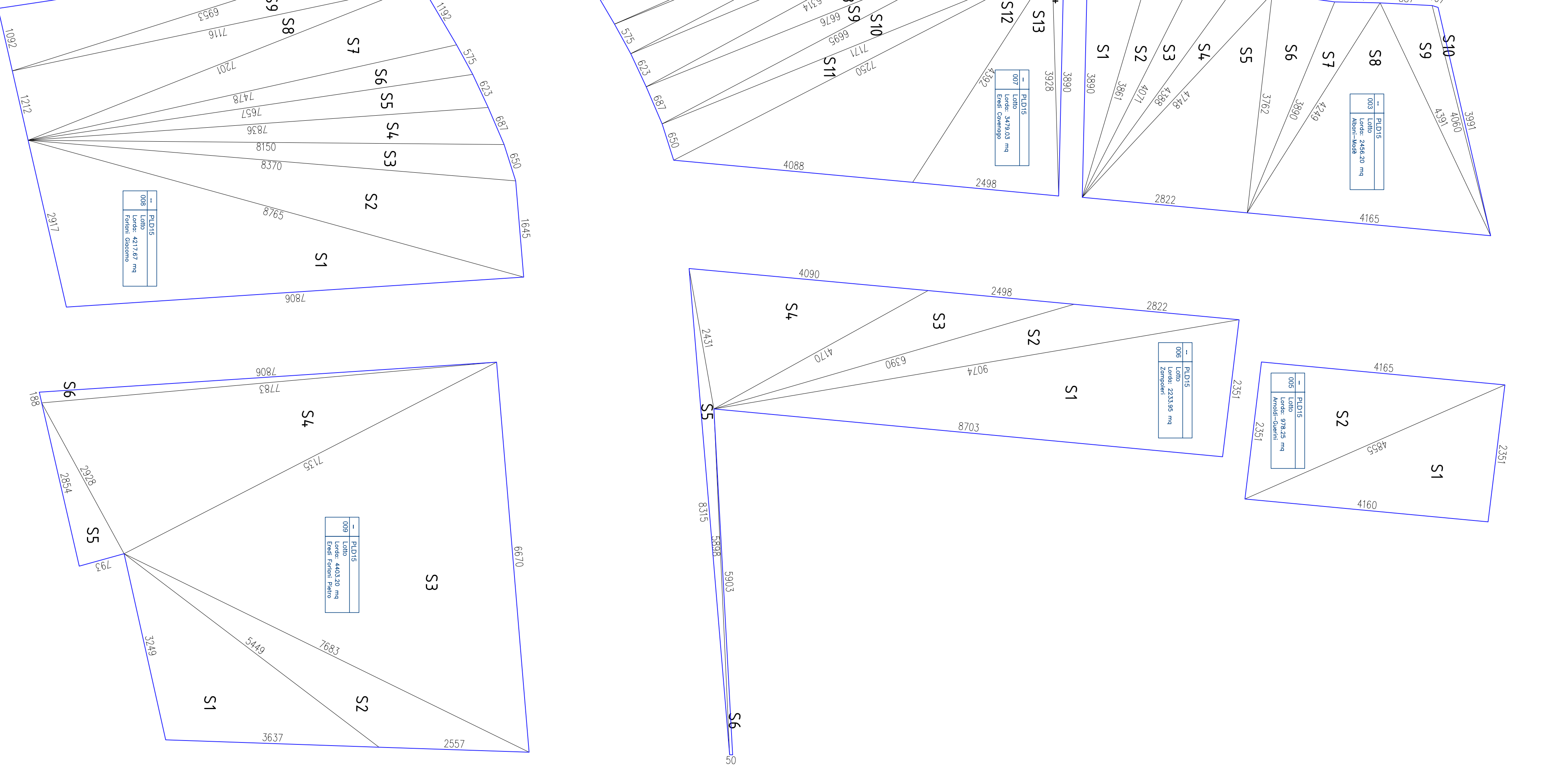
Calcolo della Superficie del Lotto						
Lotto 06	Compassivo	a	b	c	p	Sup. U.m.
S1	128,62	23,51	131,39	141,76	1511,35	1511,35 mq
S2	131,39	75,15	141,95	174,25	4889,35	4889,35 mq
S3	141,95	208,79	106,67	228,71	6945,42	6945,42 mq
S4	106,67	82,65	70,89	130,11	2927,75	2927,75 mq
S5	82,65	82,62	7,93	86,60	327,28	327,28 mq
S6	70,89	59,03	77,21	103,57	1993,46	1993,46 mq
S7	77,21	62,44	32,49	86,07	982,61	982,61 mq
						<b>19577,22</b> mq



Calcolo della Superficie del Lotto						
Lotto 07	Compassivo	a	b	c	p	Sup. U.m.
S1	128,62	23,51	131,39	141,76	1511,35	1511,35 mq
S2	131,39	75,15	141,95	174,25	4889,35	4889,35 mq
S3	141,95	208,79	106,67	228,71	6945,42	6945,42 mq
S4	106,67	82,65	70,89	130,11	2927,75	2927,75 mq
S5	82,65	82,62	7,93	86,60	327,28	327,28 mq
S6	70,89	59,03	77,21	103,57	1993,46	1993,46 mq
S7	77,21	62,44	32,49	86,07	982,61	982,61 mq
						<b>19577,22</b> mq



**AREE DI PROPRIETA'**



Lotto	Area	a	b	c	p	Sup. U.m.
Lotto 01	Impresa Astori e Figli	30,99	37,15	39,10	53,63	839,04
S1	30,99	37,15	39,10	53,63	839,04	839,04 mq
S2	37,15	40,68	27,83	41,73	127,74	127,74 mq
S3	40,68	27,83	21,62	28,46	50,74	50,74 mq
S4	27,83	7,47	11,48	22,25	40,49	40,49 mq
S5	21,62	11,39	11,48	11,48	22,25	22,25 mq
S6	11,48	14,97	8,10	17,23	48,20	48,20 mq
S7	14,97	39,40	16,37	39,43	148,43	148,43 mq
S8	23,42	39,40	16,37	39,43	148,43	148,43 mq
						<b>2456,20</b> mq
Lotto 02	Area Motta	38,90	10,27	38,51	43,89	197,15
S1	38,90	10,27	38,51	43,89	197,15	197,15 mq
S2	10,27	4,47	4,38	4,63	14,48	14,48 mq
S3	4,47	6,57	4,74	48,97	126,49	126,49 mq
S4	43,88	6,57	47,48	48,97	126,49	126,49 mq
S5	47,48	28,22	37,62	56,66	330,69	330,69 mq
S6	37,62	10,73	38,90	43,89	202,00	202,00 mq
S7	10,73	17,30	8,11	18,10	32,53	32,53 mq
S8	10,73	17,30	8,11	18,10	32,53	32,53 mq
S9	8,11	7,25	3,80	9,58	13,77	13,77 mq
S10	3,80	7,66	8,38	9,58	14,36	14,36 mq
S11	8,38	14,94	8,90	15,86	28,53	28,53 mq
S12	3,80	12,29	12,69	14,59	23,32	23,32 mq
S13	12,69	11,39	3,85	13,97	21,61	21,61 mq
S14	3,85	8,35	8,63	10,42	15,93	15,93 mq
S15	8,63	14,47	3,51	9,06	24,24	24,24 mq
S16	14,47	13,53	3,81	15,83	26,71	26,71 mq
S17	13,53	3,51	5,44	6,95	8,27	8,27 mq
S18	3,51	1,43	4,60	5,79	2,74	2,74 mq
						<b>329,12</b> mq
Lotto 03	Area D'Amico	23,51	41,60	48,55	56,83	488,67
S1	23,51	41,60	48,55	56,83	488,67	488,67 mq
S2	41,60	23,51	23,51	41,65	56,86	488,58
						<b>978,25</b> mq
Lotto 04	Zampieri	23,51	8,03	6,34	16,64	16,64
S1	23,51	8,03	6,34	16,64	16,64	16,64 mq
S2	8,03	28,22	63,30	91,43	331,86	331,86 mq
S3	63,30	24,98	41,70	65,29	239,80	239,80 mq
S4	41,70	40,50	24,31	53,46	479,80	479,80 mq
S5	24,31	83,15	68,98	83,22	91,24	91,24 mq
S6	68,98	59,03	0,00	59,28	223,95	223,95 mq
						<b>2239,95</b> mq
Lotto 05	Area D'Amico	41,60	41,60	48,55	56,83	488,67
S1	41,60	41,60	48,55	56,83	488,67	488,67 mq
S2	41,60	23,51	23,51	41,65	56,86	488,58
						<b>978,25</b> mq
Lotto 06	Fornaci	32,49	96,37	54,49	61,68	572,41
S1	32,49	96,37	54,49	61,68	572,41	572,41 mq
S2	96,37	25,57	76,83	78,45	401,28	401,28 mq
S3	76,83	69,70	71,35	101,44	2198,98	2198,98 mq
S4	69,70	17,30	8,11	18,10	32,53	32,53 mq
S5	17,30	8,11	18,10	32,53	113,21	113,21 mq
S6	8,11	7,66	8,38	9,58	14,36	14,36 mq
S7	7,66	5,75	74,78	78,55	200,61	200,61 mq
S8	5,75	11,92	72,01	79,36	424,46	424,46 mq
S9	11,92	71,71	73,51	73,92	244,56	244,56 mq
S10	71,71	71,4	69,53	73,92	378,29	378,29 mq
						<b>4217,67</b> mq
Lotto 07	Fornaci	32,49	96,37	54,49	61,68	572,41
S1	32,49	96,37	54,49	61,68	572,41	572,41 mq
S2	96,37	25,57	76,83	78,45	401,28	401,28 mq
S3	76,83	69,70	71,35	101,44	2198,98	2198,98 mq
S4	69,70	17,30	8,11	18,10	32,53	32,53 mq
S5	17,30	8,11	18,10	32,53	113,21	113,21 mq
S6	8,11	7,66	8,38	9,58	14,36	14,36 mq
S7	7,66	5,75	74,78	78,55	200,61	200,61 mq
S8	5,75	11,92	72,01	79,36	424,46	424,46 mq
S9	11,92	71,71	73,51	73,92	244,56	244,56 mq
S10	71,71	71,4	69,53	73,92	378,29	378,29 mq
						<b>4217,67</b> mq

**Path engineering**

**Geom. Roberto Ghidotti**  
 Via...  
 Iscritto Albo dei Geometri Bergamo n. 8714

**Geom. Ivan Filippoli**  
 Via...  
 Iscritto Albo dei Geometri Bergamo n. 3894

**PROGETTO DI LOTTIZZAZIONE PLD15**  
 COLLEGNO AL SERIO VIA PARRI  
 ALBANI-ARNOLO-CAVENAGO-FORLANI-ZAMPOLERI

**03- RILIEVO PROPRIETA'**  
 DIMOSTRAZIONE CALCOLO SUPERFICI

1 : 500  
 28 APRILE 2021

24055 COLLEGNO AL SERIO - 1801 VIA BERGAMO 3 CODICE LAVORO  
 DISEGNATO VERIFICATO  
 GIANCARLO GIANCARLO  
 DIFONDI7107 GIANCARLO GIANCARLO  
 FAX: +39 0345/872309

AREA DI PLD15  
 1:500